

# QUICK CAGE (BMC)

Included:

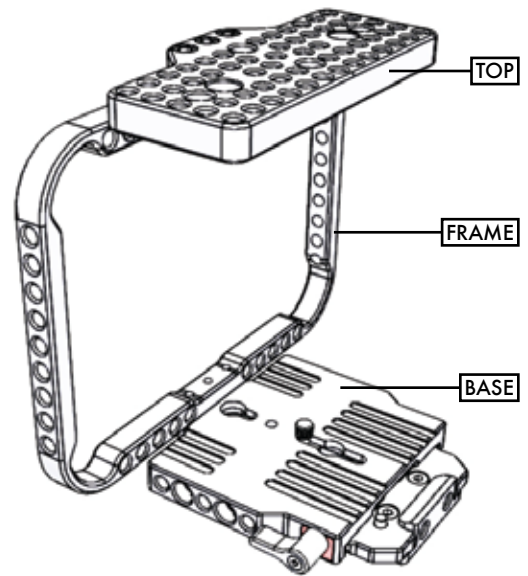
3mm allen wrench

3/16" allen wrench

(6) M4 x 10mm socket cap screws

(2) 1/4-20 low profile screws (1 install, 1 spare)

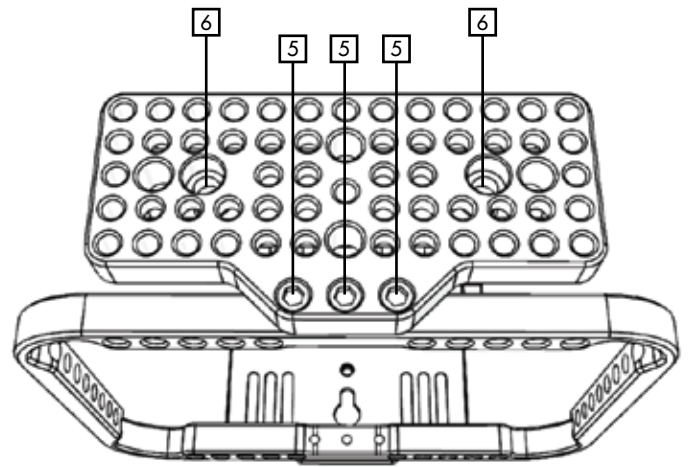
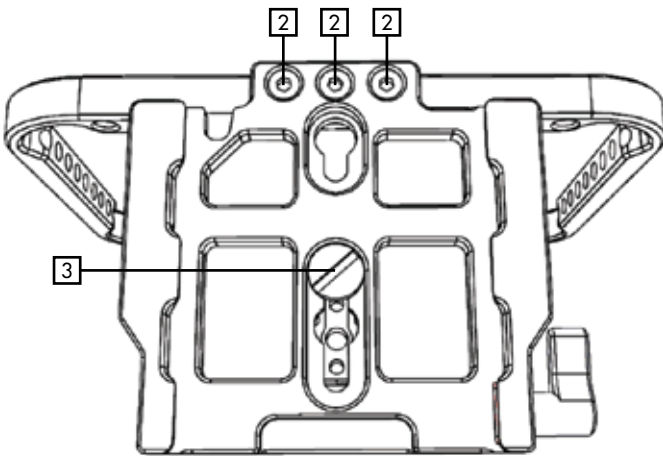
(2) 1/4-20 x 1/2" socket cap screws



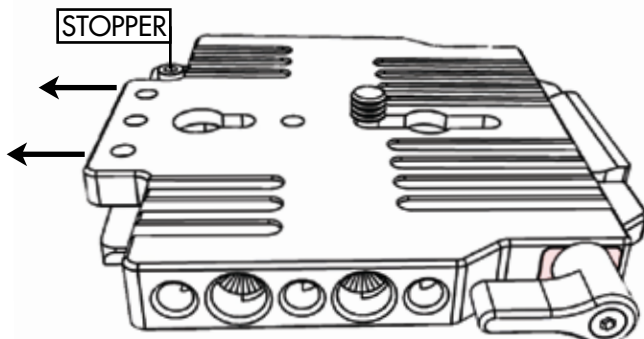
## INSTALLATION

1. Align **FRAME** with "UP" mark away from **BASE**
2. Attach three M4 x 10mm through **BASE** to **FRAME**
3. Attach one 1/4-20 low profile screw to camera bottom

5. Attach three M4 x 10mm through **TOP** to **FRAME**
6. Attach two 1/4-20 x 1/2" socket cap to camera top

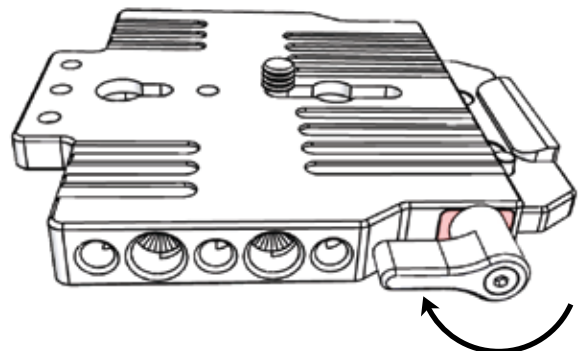


## IMPORTANT



Push **BASE** until contact is made with **STOPPER** before tightening thumbscrew.

Final position. Turn thumbscrew clockwise to lock.



PATENT PENDING  
© Wooden Camera LLC 2011-2013