

WPC-150
WPC-160

Waterproof Pouch

for iPhone 6, iPhone 6 Plus, and
other Smartphones

User Manual



Thank you for choosing Xuma.

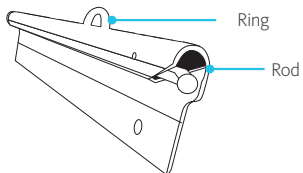

This Xuma Waterproof Pouch keeps your smartphone protected and dry when it's continuously submerged underwater. The double enclosure seals out unwanted elements like water and sand, while the transparent design maintains full access to your device's touchscreen, hard buttons, and cameras.

Precautions

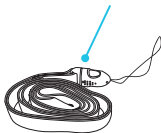
1. Please read and follow these instructions and keep this manual in a safe place.
2. Before each use, always test the pouch according to these instructions.
3. Carefully examine the pouch before each use to make sure there are no holes.
4. Do not use this product if it is broken or torn.
5. Check the ziplock enclosure for lint, sand, and other debris that can prevent a proper waterproof seal.
6. Avoid contact with sharp materials and excessive contact with abrasive materials to prevent tearing or perforating the pouch.
7. Wash gently with nonabrasive soap and rinse with clean water, especially after use in chlorinated or salt water. Do not clean with bleach, alcohol-based agents, scouring powder, abrasive material, or other strong cleaning agents.
8. Do not leave or use this device for extended periods in direct sunlight or in conditions of extreme heat or cold.
9. All photos are for illustrative purposes only.
10. Xuma is not responsible for any damage that occurs to the contents of the pouch.

3 | Overview

Ziplock enclosure



Lanyard



Box Contents

1. Waterproof Pouch
2. Clip
3. Lanyard
4. User instruction manual
(this booklet)



Waterproof Pouch Specifications

	External	Internal	Weight (with clip)
WPC-150	8.3" x 4.1" (21 x 10.3 cm)	5.5" x 3" (14 x 7.6 cm)	0.8 oz. (22.7 g)
WPC-160	9.06" x 4.72" (23 x 12 cm)	6.25" x 3.25" (15.88 x 8.26 cm)	

Waterproofing: IP68 standard; completely seals out dust, continuous underwater submersion up to 26.2' (8 m) when bag is properly sealed

Before You Start

Before using the Xuma Waterproof Pouch with your electronic device, we recommend testing the pouch with a dry tissue sealed inside to verify the integrity of the waterproof seal. After immersing the pouch in water, dry your hands, remove the tissue, and make sure that it and the interior of the pouch are dry.



IMPORTANT!

If the tissue or the interior of the pouch is moist after testing, do not use the pouch.

Installing Your Device

1. Insert your device into the pouch.
2. Seal the ziplock enclosure by pressing it together until you feel it lock into place. Make sure the entire enclosure is fully sealed.
3. Fold the pouch just below the ziplock enclosure ([Figure 1](#)).
4. Slide the fold onto the rod inside the clip ([Figure 2.1-2.2](#)).



Attaching the Lanyard

The Xuma Waterproof Pouch comes with a lanyard, so you can comfortably wear it around your neck. To attach the lanyard, loop it through the ring on top of the clip. (Figure 3.1 - 3.2).



ONE-YEAR LIMITED WARRANTY

This Xuma product is warranted to the original purchaser to be free from defects in materials and workmanship under normal consumer use for a period of one (1) year from the original purchase date or thirty (30) days after replacement, whichever occurs later. The warranty provider's responsibility with respect to this limited warranty shall be limited solely to repair or replacement, at the provider's discretion, of any product that fails during normal use of this product in its intended manner and in its intended environment. Inoperability of the product or part(s) shall be determined by the warranty provider. If the product has been discontinued, the warranty provider reserves the right to replace it with a model of equivalent quality and function.

This warranty does not cover damage or defect caused by misuse, neglect, accident, alteration, abuse, improper installation or maintenance. EXCEPT AS PROVIDED HEREIN, THE WARRANTY PROVIDER MAKES NEITHER ANY EXPRESS WARRANTIES NOR ANY IMPLIED WARRANTIES, INCLUDING BUT NOT LIMITED TO ANY IMPLIED WARRANTY OF MERCHANTABILITY OR FITNESS FOR A PARTICULAR PURPOSE. This warranty provides you with specific legal rights, and you may also have additional rights that vary from state to state.

To obtain warranty coverage, contact the Xuma Customer Service Department to obtain a return merchandise authorization ("RMA") number, and return the defective product to Xuma along with the RMA number and proof of purchase. Shipment of the defective product is at the purchaser's own risk and expense.

For more information or to arrange service, visit www.xumausa.com or call Customer Service at 212-594-2353.



Product warranty is provided by the Gradus Group.

www.gradusgroup.com

Xuma is a registered trademark of the Gradus Group. © 2015 Gradus Group LLC. All Rights Reserved.