

shadow focus floodlight

SFS-300

INSTRUCTIONS



angler™

Introduction

Congratulations on your purchase of the Angler SFS-300.

The pro-style SFS-300 provides 300 watts of smooth light with focusing ability and is an ideal fixture for quick and easy set-ups on location or in the studio. It features a convenient cool-touch handle and a 12.5-ft. AC cable with an in-line, heavy-duty, rocker power switch. This light incorporates several advanced features such as a double-slot filter/scrim holder and a four-leaf barndoor. The system will accommodate a 300-watt, 120-volt bulb and the durable polycarbonate construction was designed to provide many years of trouble-free service. Please read these operating instructions and safety precautions carefully before operating this equipment.

Highlights

- ▶ Four-stop range - full power to 1/16 power in .10 f/stop increments
- ▶ Low cost and compact 300-watt flood light
- ▶ 21-40° focusable beam pattern
- ▶ Ideal for quick and easy set-ups, on location or in the studio
- ▶ Four-leaf barndoor
- ▶ Accepts 5-5/8" scrims and accessories

Contents




- Also included:**
- ▶ User manual
 - ▶ One-year limited warranty

Operating Instructions


Barndoor attachment

Loosen the barndoor locking screw (A) and open the hinged barndoor locking bracket (B). Seat the barndoor mounting collar in the three fixed barndoor brackets (C), then close the locking bracket and retighten the locking screw. When properly installed, the barndoors are free to rotate 360°.



Mount on light stand

The SFS-300 mounts on any standard, 5/8" diameter light stand. Loosen the light stand lock knob (1), and seat the mounting spigot onto the top of the light stand. Tighten the lock knob firmly. Do not overtighten.



Adjust light angle

Loosen the angle tilt knob (2), and position light angle as desired. Retighten tilt knob. Do not overtighten.



Connect to power supply

Plug power cord into a grounded 110/120V AC power supply only.



Switch on power


Rock the power switch (3) to the “on” position (—).

Note

It is normal for the SFS-300 to smoke for a few minutes when first used, as the intense heat from the lamp initially burns off manufacturing residues. Smoking for longer than 15 minutes, however, is not normal, and may indicate a malfunction. If so, discontinue use and return to place of purchase. Quartz bulb filaments are fragile and easily broken, especially when hot. Always handle the SFS-300 carefully to avoid shock to the bulb filaments.

Adjust beam focus

Rotate lamp adjustment knob (4) clockwise for a spotlight effect, or counterclockwise for a floodlight effect.



Changing the lamp

1. Disconnect unit from power supply.
2. Allow light to cool to room temperature before handling.
3. Remove safety glass by unscrewing the three retaining screws.
4. Remove expired lamp by pulling it straight out of the socket.
5. Insert new lamp in its plastic sleeve by pushing pins straight into the socket (a very tight fit is normal and necessary for proper operation). Then remove plastic sleeve.
6. Replace safety glass.

Caution: Never handle quartz bulbs with bare fingers, as skin oils can cause the bulbs to shatter unexpectedly. Always use cotton gloves or a clean fabric swatch.

Replacement Quartz Halogen Lamps: 300W 2-pin JCD 120V

SPECIFICATIONS

CONSTRUCTION	SYNTHETIC HOUSING, CONVECTION VENTED COOLING
REFLECTOR	4" ANODIZED ALUMINUM
LIGHT BEAM SPREAD	21-40°
SOCKET	2-PIN (GY9.5)
SWITCH	INLINE POWER CORD
POWER CORD	120V AC
MOUNT	5/8 INCH
WEIGHT	3.46 LBS. (1.5 KG)
DIMENSIONS INCLUDING MOUNT (H × W × Ø)	8.75" × 8.75" × 6" (22 × 22 × 15 CM)
WATTS	300
COLOR TEMPERATURE	3100° K
AVERAGE LIFE	100 HOURS
APPROX. LUMENS	7,500

Warnings

- ▶ Quartz lamps generate extreme heat. To avoid injury, do not touch the light housing while lamp is lit.
- ▶ Allow light to cool to room temperature before storing or handling.
- ▶ To prevent bulb failure, do not bump or jar unit while lamp is hot.
- ▶ Do not operate unit without the safety glass installed.
- ▶ To avoid overheating, do not block vents or operate unit in a downward position for extended periods of time.
- ▶ This unit can cause severe burns if mishandled. Keep out of reach of children.
- ▶ This unit is equipped with a 6.3A safety fuse (5). Replace with a fuse of similar rating only.



Power Requirements

This light is designed for use with 110/120V AC power only, and is supplied with a three prong, grounded plug. Do not attempt to defeat this safety feature. If necessary, use only grounded extension cords rated for 6 amps

Safety Glass

The SFS-300 is supplied with a heat-resistant safety glass to prevent personal injury or property damage should the lamp shatter. Never operate the light without the safety glass in place.

One-Year Limited Warranty

This Angler product is warranted to the original purchaser to be free from defects in materials and workmanship under normal consumer use for a period of one (1) year from the original purchase date or thirty (30) days after replacement, whichever occurs later. The warranty provider's responsibility with respect to this limited warranty shall be limited solely to repair or replacement, at the provider's discretion, of any product that fails during normal use of this product in its intended manner and in its intended environment. Inoperability of the product or part(s) shall be determined by the warranty provider. If the product has been discontinued, the warranty provider reserves the right to replace it with a model of equivalent quality and function.

This warranty does not cover damage or defect caused by misuse, neglect, accident, alteration, abuse, improper installation or maintenance. EXCEPT AS PROVIDED HEREIN, THE WARRANTY PROVIDER MAKES NEITHER ANY EXPRESS WARRANTIES NOR ANY IMPLIED WARRANTIES, INCLUDING BUT NOT LIMITED TO ANY IMPLIED WARRANTY OF MERCHANTABILITY OR FITNESS FOR A PARTICULAR PURPOSE. This warranty provides you with specific legal rights, and you may also have additional rights that vary from state to state.

To obtain warranty coverage, contact the Angler Customer Service Department to obtain a return merchandise authorization ("RMA") number, and return the defective product to Angler along with the RMA number and proof of purchase. Shipment of the defective product is at the purchaser's own risk and expense.

For more information or to arrange service, visit www.anglerlights.com or call Customer Service at 212-594-2353.

Product warranty provided by the Gradus Group.
www.gradusgroup.com



Angler is a registered trademark of the Gradus Group.

© 2015 Gradus Group LLC. All Rights Reserved.

GG1



anglerlights.com