

aurayTM

IPU-103

Universal Tablet Holder

Owner's Manual



Introduction

Thank you for choosing Auray.

The Auray IPU-103 Universal Tablet Holder mounts your tablet onto a microphone stand's shaft or threaded mount, so you can view your tablet hands-free onstage or in the studio. The adjustable bracket ensures safe and easy support for your tablet, and the unique positioning system provides 180° tilt and 360° rotation for optimal landscape or portrait orientation. With your tablet mounted on the IPU-103, you'll have ideal command of music scores, lyric charts, and apps during performances and recording sessions.

Precautions

Please read and follow these instructions and keep this manual in a safe place.

- Do not attempt to disassemble or repair this product.
- Clean this product with only a soft, dry cloth.
- Use only parts provided by the manufacturer.
- Make sure everything is secure before proceeding.
- Make sure that this product is intact and that there are no missing parts.
- Unless instructed otherwise, make sure not to unscrew any of the locking knobs all the way, or they will fall off.
- To avoid damage to this product, be careful not to overtighten or improperly thread any of the threaded fittings.
- Do not insert your iPad or tablet into the bracket until after you have successfully mounted the IPU-103 on to the microphone stand.
- All photos are for illustrative purposes only.

Overview

Adapter locking knob **1**



Bolt **2**



Two (2) washers **3**



Microphone stand 1/2" adapter **4**



Clamp **5**




Clamp locking knob **6**



Adapter socket **7**

V-arm extension locking knob (2) **8**

V-arm extension (2) **9**



5/8"-27 threaded mounting adapter **10**



Instructions

Switching Mounting Adapters

The IPU-103 comes with the threaded mounting adapter attached, but you can swop it out with the clamp adapter to mount your tablet to the microphone stand shaft.

To switch mounting adapters, follow these steps:

1. Unscrew the adapter locking knob all the way and remove the bolt, washers, and threaded mounting adapter.
2. Insert the clamp mounting adapter into the adapter socket with the washers on each side of the adapter. Make sure the holes in the adapter, washers, and socket line up. **1**
3. Insert the bolt into the square hole in the adapter socket, so the square bottom of the bolt head mates with the square shape of the hole. **2**
4. Screw the adapter locking knob onto the bolt until secure.





Mounting the IPU-103 to a Microphone Stand's Threaded Mount

To mount the IPU-103 to the threaded mount of a microphone stand, align the adapter's threaded socket with the microphone stand's threaded mount, and screw the universal tablet adapter on until secure. **3**




Mounting the IPU-103 to a Microphone Stand Shaft

To mount the IPU-103 to a microphone stand shaft via the clamp mounting adapter, follow these steps:

1. Open the clamp by loosening the clamp locking knob.
2. Fit the clamp around the microphone stand shaft.
3. Close the clamp by tightening the clamp locking knob until secure.

4



Inserting Your Tablet into the Bracket

To insert your tablet into the bracket of the IPU-103, follow these steps:

Important! Do not insert your tablet into the bracket until after you have successfully mounted the IPU-103 on to the microphone stand.

1. With the bracket in a partially vertical position, loosen the bottom V-arm extension locking knob and slide the extension wide to accommodate one corner of the tablet. **5**
2. Tighten the bottom V-arm extension locking knob until secure.
3. Now loosen the top V-arm extension locking knob and slide to a wide position. **6**
4. Place any corner of the tablet between the bottom V-arm extension nodes. **7**
5. Slide the top V-arm extension down onto the tablet's diagonal corner until it is secure and not moving. **8**
6. Tighten the V-arm extension knob until it is secure.

Note: You may have to repeat these steps, adjusting for a proper fit.

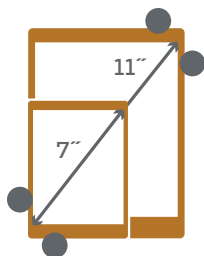


Positioning the IPU-103

The Auray Universal Tablet Holder has the ability to rotate a full 360°. Rotate the tablet holder to the correct orientation. **9** The rubber washers in the adapter socket of the IPU-103 allow you to adjust the angle of the bracket without loosening and retightening the adapter locking knob. Make sure the adapter locking knob is tight enough to hold your tablet in place but not so tight that you cannot adjust the angle of the bracket.



Specifications



Compatibility: Tablets with a screen diagonal from 7" to 11"

Dimensions (H × W × L): 3.5" × 3.5" × 10" (8.9 × 8.9 × 25 cm)

Weight (with clamp mounting adapter): 11.2 OZ (318 g)

Weight Capacity: 35 lb. (15.9 kg)

Three-Year Limited Warranty

This Auray product is warranted to the original purchaser to be free from defects in materials and workmanship under normal consumer use for a period of three (3) year from the original purchase date or thirty (30) days after replacement, whichever occurs later. The warranty provider's responsibility with respect to this limited warranty shall be limited solely to repair or replacement, at the provider's discretion, of any product that fails during normal use of this product in its intended manner and in its intended environment. Inoperability of the product or part(s) shall be determined by the warranty provider. If the product has been discontinued, the warranty provider reserves the right to replace it with a model of equivalent quality and function.

This warranty does not cover damage or defect caused by misuse, neglect, accident, alteration, abuse, improper installation or maintenance. EXCEPT AS PROVIDED HEREIN, THE WARRANTY PROVIDER MAKES NEITHER ANY EXPRESS WARRANTIES NOR ANY IMPLIED WARRANTIES, INCLUDING BUT NOT LIMITED TO ANY IMPLIED WARRANTY OF MERCHANTABILITY OR FITNESS FOR A PARTICULAR PURPOSE. This warranty provides you with specific legal rights, and you may also have additional rights that vary from state to state.

To obtain warranty coverage, contact the Auray Customer Service Department to obtain a return merchandise authorization ("RMA") number, and return the defective product to Auray along with the RMA number and proof of purchase. Shipment of the defective product is at the purchaser's own risk and expense.

For more information or to arrange service, visit www.aurayaudio.com or call Customer Service at 212-594-2353.

Product warranty provided by the Gradus Group.
www.gradusgroup.com

AURAY is a registered trademark of the Gradus Group.
© 2015 Gradus Group LLC. All Rights Reserved.

