

HD Video Solutions

HDMI SWITCHER

User Manual



kopul[™]

4x1

HDSW-2041



Thank you for choosing Kopul.

The Kopul HDSW-2041 HDMI switcher lets you select from four HDMI sources, outputting to a single HD monitor or HDTV set. Compliant with HDCP 1.2, this professional, powered switcher supports Full HD and 3D video, and LPCM, Dolby AC-3, DTS 7.1, and DSD audio, as well as audio return. The switcher is easy to use and requires no setup beyond plugging in your devices and the included AC adapter. Its durable, heavy-duty metal housing is perfect for professional installations, but it is also appropriate for home use. A remote control is included for wirelessly choosing your input signal.

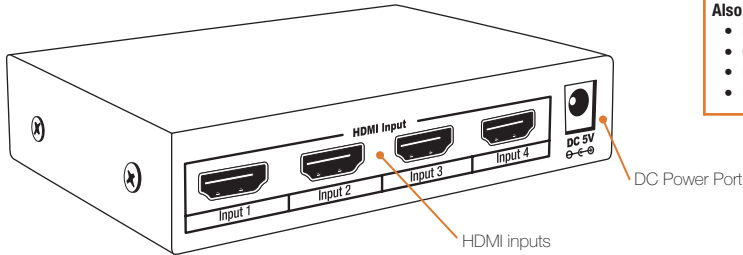
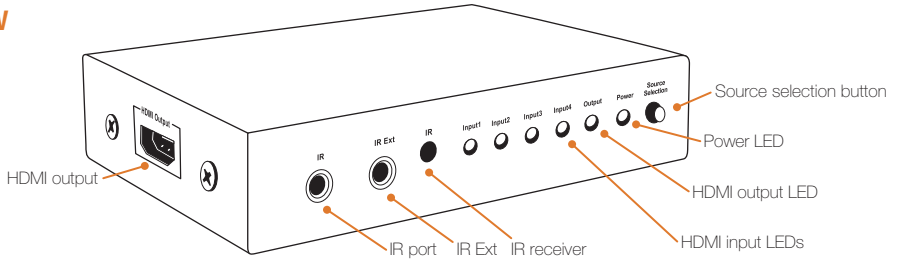
The HDSW-2041 also features an IR remote port, which is compatible with the optional Kopul HDS-IRKIT infrared transmitter and receiver kit. This kit extends normal IR capability, so you can wirelessly control your switcher or HDMI devices even when they are out of view or otherwise beyond the reach of your IR remote control.

Note: This switcher does not support HDMI with Ethernet.

Precautions

- Please read and follow these instructions and keep this manual in a safe place.
- Keep this product away from water and moisture, any flammable gases or liquids, open flames, and heat sources such as radiators or stoves.
- Use only the correct, recommended voltage.
- Clean this product with only a soft, dry cloth.
- Do not install or place this product in a bookcase, built-in cabinet, or any other confined space. Ensure that this product is well ventilated.
- Unplug this product during lightning storms or before long periods of disuse.
- Do not walk on or pinch the power cord, especially at the plugs.
- Use only attachments and accessories recommended by the manufacturer.
- All photos are for illustrative purposes only.

Overview

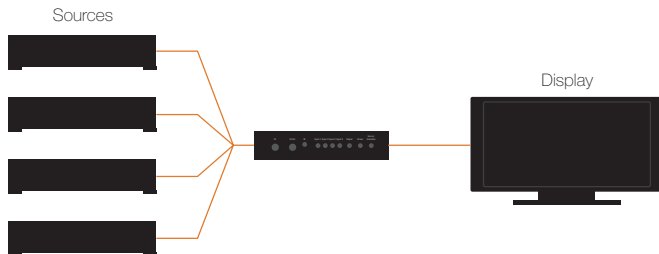


Also Included

- Remote control
- CR2025 battery (for remote control)
- Power adapter
- User manual

Plugging in and Setting Up

1. Use the included power adapter to connect the switcher to an AC power source.
2. Use an HDMI cable to connect a signal source to an available HDMI input on the switcher. Repeat this step for your other signal sources. You can connect up to four sources to this switcher.
3. Use an HDMI Cable to connect the output of your switcher to an available HDMI input on your display device.
4. To cycle through the signal sources, press the SOURCE SELECTION button on the front of the switcher.




Using the Remote Control

You can use the included remote control to wirelessly select the signal source of the HDMI switcher. Before using the remote control for the first time, you will have to install the included battery.

To install the battery, follow these steps:

1. Pull the battery tray out of the remote.
2. Insert the battery into the tray, making sure the side marked with a plus sign (+) is facing up.
3. Push the battery tray back into the remote so it locks in place.

To cycle through the signal sources, press the ◀ and ▶ buttons on the remote. To select a specific signal source, press the corresponding numbered button on the remote (1 through 4).



Specifications

| | |
|------------------------------------|---|
| HDMI inputs | 4 |
| HDMI outputs | 1 |
| HDMI version | High-speed with 3D |
| HDCP version | HDCP 1.2 |
| Resolution | Up to 1080p |
| Color depth | Up to 36-bit deep color |
| Audio format | LPCM, Dolby AC3, DTS 7.1, DSD |
| Input video signal | 5.0 V (peak to peak) |
| Output cable distance | ≤20 m 24 AWG cable |
| Input cable distance | ≤20 m 24 AWG cable |
| Video data transfer rate | 6.75 Gbps |
| Operating humidity range | 5% to 90% (no condensation) |
| Operating temperature range | 5°F to 131°F (-15°C to 55°C) |
| Power adapter | Input: 100 to 240 V AC, 50/60 Hz, 0.5 A Output: 5 V DC, 1.2 A |
| Dimensions (W×H×D) | 4.4 × 0.9 × 3.0 in. (11.1 × 2.4 × 7.5 cm) |
| Weight | 0.5 lb. (226.8 g) |

One-Year Limited Warranty

This KOPUL product is warranted to the original purchaser to be free from defects in materials and workmanship under normal consumer use for a period of one (1) year from the original purchase date or thirty (30) days after replacement, whichever occurs later. The warranty provider's responsibility with respect to this limited warranty shall be limited solely to repair or replacement, at the provider's discretion, of any product that fails during normal use of this product in its intended manner and in its intended environment. Inoperability of the product or part(s) shall be determined by the warranty provider. If the product has been discontinued, the warranty provider reserves the right to replace it with a model of equivalent quality and function.

This warranty does not cover damage or defect caused by misuse, neglect, accident, alteration, abuse, improper installation or maintenance. EXCEPT AS PROVIDED HEREIN, THE WARRANTY PROVIDER MAKES NEITHER ANY EXPRESS WARRANTIES NOR ANY IMPLIED WARRANTIES, INCLUDING BUT NOT LIMITED TO ANY IMPLIED WARRANTY OF MERCHANTABILITY OR FITNESS FOR A PARTICULAR PURPOSE. This warranty provides you with specific legal rights, and you may also have additional rights that vary from state to state.

To obtain warranty coverage, contact the Kopul Customer Service Department to obtain a return merchandise authorization ("RMA") number, and return the defective product to Kopul along with the RMA number and proof of purchase. Shipment of the defective product is at the purchaser's own risk and expense.

For more information or to arrange service, visit www.kopulcables.com or call Customer Service at 212-594-2353.

Product warranty provided by the Gradus Group.
www.gradusgroup.com

KOPUL is a registered trademark of the Gradus Group. © 2015 Gradus Group LLC. All Rights Reserved.

