



Company: REDROCK MICRO

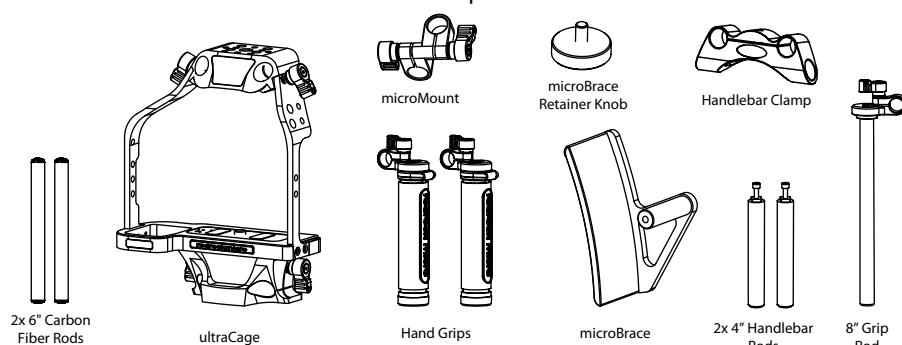
Pages: 1 of 1

Title: ultra Event DSLR SETUP GUIDE

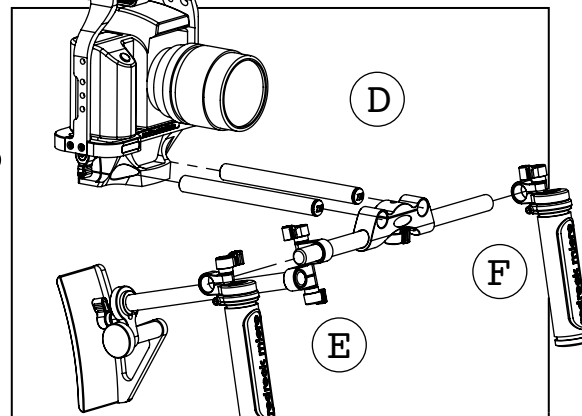
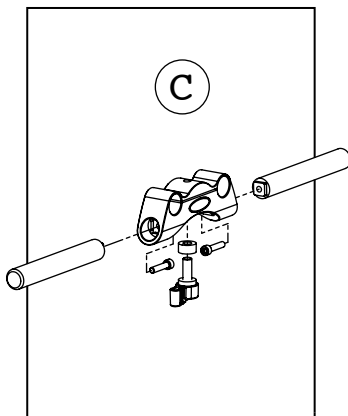
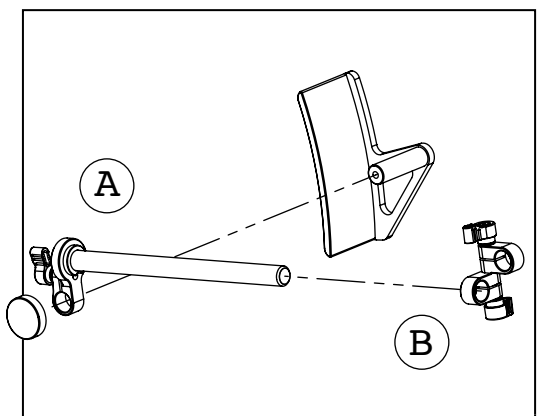
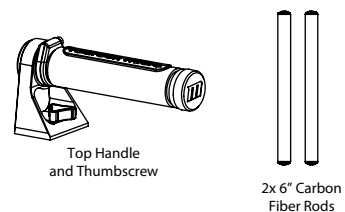
Scene: ultra Event DSLR BASIC and DELUXE Bundles

Date: 04.01.12

### ultra Event BASIC Bundle Components

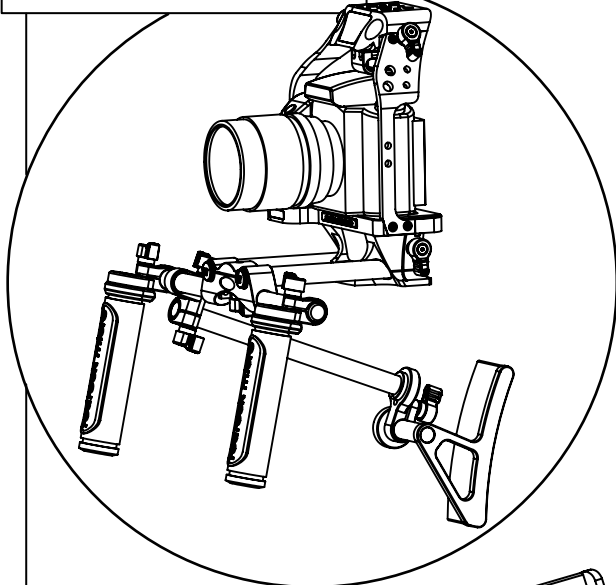


### ultra Event Additional Options



- A: Attach microBrace to Grip Rod by tightening Retainer knob.  
B: Attach Grip Rod to microMount as shown.  
C: Remove blue knob from Handlebar Clamp. Attach 4" grip rods using screws. Replace blue knob.  
D: Insert 6" Rods into Handlebar Clamp and ultraCage.  
E: Add microMount with Grip Rod and microBrace to Handlebar as shown.  
F: Add blue Hand Grips.

### COMPLETE BASIC ultra Event ASSEMBLY



### ADDITIONAL OPTIONS

- G: Attach Top Handle. See above note.  
H: Insert 6" Carbon Fiber Rods into ultraCage.

