

HD 280

-silver
-13 -pro

Instruction Manual



Contents

Headphone features	2
HD 280 pro / HD 280 silver headphones	2
HD 280 -13 headphones	2
Areas of application	3
Delivery includes	3
Safety instructions	4
Adjusting the headband	5
Folding up the headphones	6
Cleaning the headphones	6
Replacing spare parts	7
Available accessories and spare parts	7
Replacing the ear cushions	7
Replacing the headband padding	7
Replacing the connecting cable	8
Converting the headphones into a headset	8
Specifications	9
Frequency response curve	10
Manufacturer declarations	11

Thank you for choosing Sennheiser!

We have designed this product to give you reliable operation over many years. Over 60 years of accumulated expertise in the design and manufacture of high-quality electro-acoustic equipment have made Sennheiser a world-leading company in this field.

Please take a few moments to read these instructions carefully, as we want you to enjoy your new Sennheiser products quickly and to the fullest.

Headphone features

HD 280 pro / HD 280 silver headphones

- Closed dynamic headphones
- Accurate, linear sound reproduction for critical monitoring applications
- Low impedance headphones (64 Ω impedance)
- Space-saving design features collapsible, rotating earcups
- Up to 32 dB of ambient noise attenuation
- Neodymium magnets for high maximum SPL (113 dB/1 V_{rms})
- Very comfortable, even if used for long periods due to
 - very light weight
 - soft, circum-aural ear cushions
 - padded, adjustable headband
- Single-sided, coiled cable with 3.5 mm jack plug and lockable adapter to 1/4" (6.3 mm) jack plug
- Very rugged with user-replaceable parts

HD 280 -13 headphones

As HD 280 PRO, but high impedance variant (300 Ω impedance).

Areas of application

The headphones not only effectively attenuate external noise but also minimise spillage from the headphones to the outside world. They are especially suitable for

- use as monitoring headphones in a noisy environment
- broadcast and TV applications
- film and theatre applications
- recording applications

Delivery includes



- Headphones
- Adapter to 1/4" (6.3 mm) jack plug
- Instructions for use

Safety instructions

Attention! High volume!

This is a professional pair of headphones. Commercial use is subject to the rules and regulations of the trade association responsible. Sennheiser, as the manufacturer, is therefore obliged to expressly point out possible health risks arising from use.

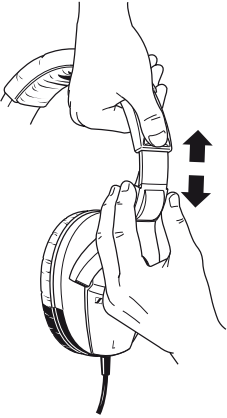
This system is capable of producing sound pressure exceeding 85 dB(A). 85 dB(A) is the sound pressure corresponding to the maximum permissible volume which is by law (in some countries) allowed to affect your hearing for the duration of a working day. It is used as a basis according to the specifications of industrial medicine. Higher volumes or longer durations can damage your hearing. At higher volumes, the duration must be shortened in order to prevent damage.

The following are sure signs that you have been subjected to excessive noise for too long a time:

- You can hear ringing or whistling noise in your ears!
- You have the impression (even for a short time only) that you can no longer hear high frequencies!

Adjusting the headband

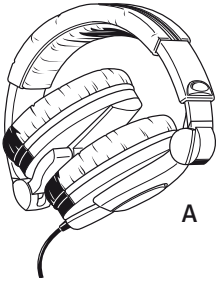
For good transmission quality and best possible comfort, the headband has to be adjusted to properly fit your head. To do so, adjust the headband via its snap-in locking mechanism.



Folding up the headphones

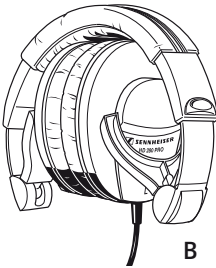
For space-saving transportation, the headphones can be folded up in three different ways:

1. To fold up the headphones as compact as possible, tuck the earcups between the headband (variant A and B).

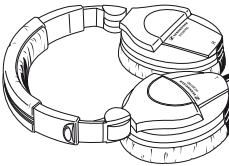


Note:

To fold up the headphones as shown in variant B, pull out the headband completely.



2. To fold up the headphones as flat as possible, the earcups can be rotated by 90°.



Cleaning the headphones

To clean the headphones, use a soft, damp cloth. If necessary, the headphones can be cleaned with soapy water (use a mild cleanser such as washing-up liquid).

Note:

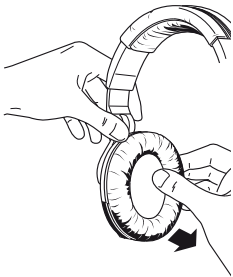
Never use solvent-containing cleansers.

Replacing spare parts

Available accessories and spare parts

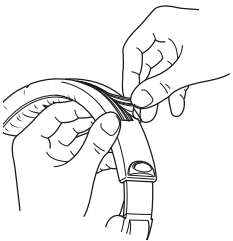
- Ear cushions
- Headband padding
- Connecting cable

Replacing the ear cushions



- ▶ Grasp behind the ear cushions and pull them up and away from the earcups. Slide the new ear cushions onto the earcups.

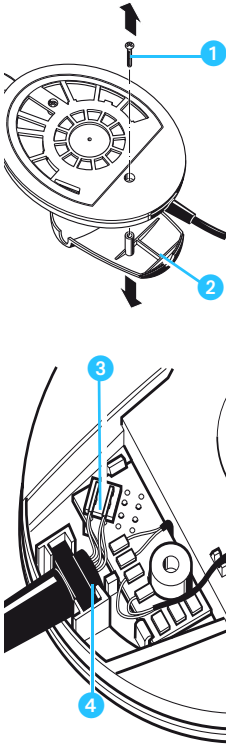
Replacing the headband padding



- ▶ Pull the Ziploc type fastening strips of the headband padding apart, as shown in the diagram on the left, and remove the worn headband padding.
- ▶ Put the new headband padding around the headband.
- ▶ Pull the two edges of the headband padding together so that the fastening strips slightly overlap.
- ▶ Join the fastening strips.

Replacing the connecting cable

Replace the connecting cable if it is damaged. To do so, please proceed as follows:



- ▶ Remove the ear cushion. Grasp behind the ear cushion and pull it up and away from the earcup.
- ▶ Loosen the screw ① and remove it.
- ▶ Remove the cover from the earcup ②.
- ▶ Pull the connector ③ out of the socket.
- ▶ Remove the antikink protection of the connecting cable from the holding device ④.
- ▶ Insert the antikink protection of the new connecting cable into the holding device.
- ▶ Plug the connector ③ of the new connecting cable into the socket as shown in the diagram on the left.
- ▶ Put the cover back onto the earcup ②.
- ▶ Replace the screw ① and tighten it.
- ▶ Slide the ear cushion onto the earcup.

Converting the headphones into a headset

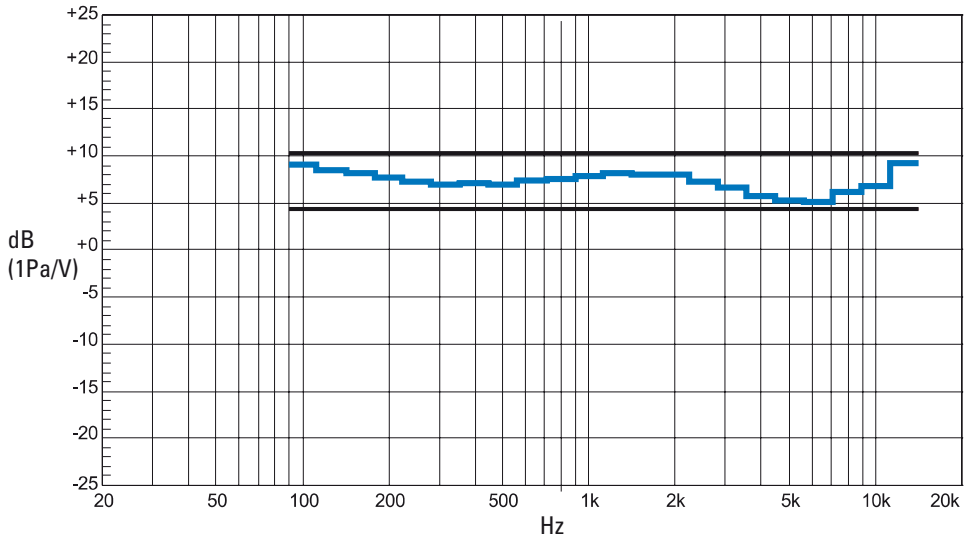
If you wish to convert your headphones into a headset, please contact your Sennheiser service partner who will equip the headphones with a microphone.

Specifications

	HD 280 pro HD 280 silver	HD 280-13
Classification (as per IEC 268-7)	268-7-IEC-DCSC-64R0-2	268-7-IEC-DCSC-03R2-2
Transducer principle	dynamic	dynamic
Impedance	64 Ω (as per IEC 268-7)	300 Ω (as per IEC 268-7)
Long-term max. input power	0.5 W (as per IEC 268-7)	0.5 W (as per IEC 268-7)
Ear coupling	circum-aural	circum-aural
Frequency response (-10 dB referred to 1 kHz)	8 Hz – 25 kHz	8 Hz – 25 kHz
Sound pressure level	102 dB (as per IEC 268-7) 113 dB / 1 V _{rms}	102 dB (as per IEC 268-7) 107 dB / 1 V _{rms}
Ambient noise attenuation	max. 32 dB	max. 32 dB
THD	< 0.1 % (at 51 kHz, 100 dB SPL) < 0.1 % (at 1 kHz, 100 dB SPL)	
Weight	approx. 285 g	approx. 285 g
Contact pressure	approx. 6 N	approx. 6 N
Length of coiled cable	min. 1 m max. 3 m	min. 1 m max. 3 m

Frequency response curve

Diffuse field frequency response



Manufacturer declarations

Warranty

2 years

Approval



Sennheiser electronic GmbH & Co. KG declare that this device is in compliance with the applicable CE standards and regulations.

Before putting the device into operation, please observe the respective country-specific regulations!

WEEE Declaration



Please dispose of this product at the end of its operational lifetime by bringing it to your local collection point or recycling centre for such equipment.



Sennheiser electronic GmbH & Co. KG
30900 Wedemark, Germany
Phone +49 (5130) 600 0
Fax +49 (5130) 600 300
www.sennheiser.com

Printed in Germany

Publ. 06/06

086082