

# INFRARED REMOTE CONTROL

WIRELESS SHUTTER  
ACTIVATION

 VELLO



## Introduction

Thank you for choosing Vello.

Congratulations on the purchase of your Vello IR-M infrared remote control. This versatile remote control lets you wirelessly take photos, zoom, and control playback on your camera from up to fifteen feet away. The Vello IR-M is especially useful for preventing camera shake during long exposures and for taking self-portraits. It can also be used to trigger a remote camera when shooting events.

This slim remote is easy to fit into a pocket and is compatible with cameras from Canon, Nikon, Olympus, Sony, and Pentax.

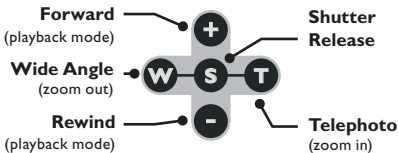

## Precautions

Before using your Vello IR-M infrared remote control, please read the following safety notices carefully and thoroughly to ensure safe use, and to help prevent damage to your remote control or injury to yourself or others.

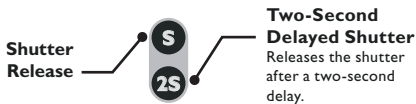
- Remove the battery from this product before long-term storage in order to prevent it from leaking corrosive liquids.
- This product is not water resistant. Keep it away from rain, snow, humidity, and general moisture.
- Do not clean this product with agents containing corrosive or flammable substances such as paint thinner, benzene, or nail polish remover.
- Strong light and weak batteries may adversely affect the transmission of the infrared signal.
- Dispose of used batteries properly. Never heat them or throw them into a fire, as this can cause the batteries to leak corrosive liquids, generate heat, or explode.

## Overview

### Olympus




### Sony



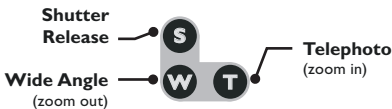
### Nikon



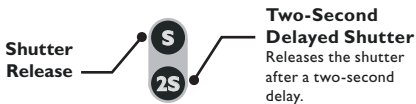
### Pentax



### Canon DC cameras



### Canon SLR and DSLR cameras



**Note:** The 2S button will start shooting video on compatible Canon DSLR cameras when in video mode, the T and W buttons will not work with Olympus E-system cameras, and the W/T button will not work with Pentax SLR and DSLR cameras. Specific functions may vary depending on your camera.

## Using Your IR-M as a Remote Trigger

The Vello IR-M can trigger your camera's shutter from up to fifteen feet away. To use your IR-M as a remote trigger, turn on your camera and follow these steps:

1. Remove the plastic separator from the battery.
2. Set up your shot and make sure your camera is in focus.
3. Set your camera for remote triggering. For more information about the remote triggering feature, consult your camera's manual.
4. Aim the remote at the camera's infrared sensor and press the S button to release the shutter.

Depending on your camera's manufacturer and model, you may be able to trigger the shutter with a two-second delay by pressing the 2S button. You may also be able to zoom in and out by pressing the T and W buttons. For compatibility with specific cameras, refer to the compatibility chart in this manual.

**Note:** Please see your camera's user manual for complete instructions and supported features.

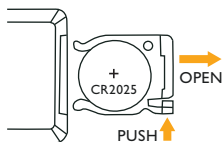
### Important!

Because infrared technology requires line-of-sight communication between the two devices, make sure there are no obstructions between the remote and your camera's sensor.

## Replacing the Battery

The Vello IR-M is powered by a 3 V CR2025 lithium battery. To replace the battery, follow these steps:

1. Push the tab in the direction indicated by the arrow in the illustration, and pull the battery tray out of the remote.
2. Remove the old battery and replace it with a new one, making sure the side marked with a plus sign (+) is facing up.



3. Push the battery tray back into the remote so it locks in place.

## Specifications

- Operating distance: up to 15 ft. (4.6 m)
- Operating temperatures: 41°F–104°F (5°C–40°C)
- Battery type: 3 V CR2025 lithium
- Typical battery life: up to 3 years; 20,000 exposures
- Dimensions: 3.5 × 1.6 × 0.37 in. (90 × 40.2 × 9.5 mm)
- Weight: .8 oz (22.6 g)

## Compatible Cameras

**Canon®** EOS Digital Rebel (300D) / XT (350D) / XTi (400D) / XSi (450D) / T1i (500D) / T2i (550D) / T3i (600D) / T4i (650D) 60D / 7D 6D / 5D Mark II/III

**Nikon®** D40 / D40X / D50 / D60 / D70 / D70s / D80 / D90 / D3000 / D3200 / D5000 / D5100 / D7000 / D600 / Coolpix P7000 / Coolpix P7100 / Coolpix P7700 / 1 V1 / 1 J1 / 1 J2

**Olympus®** E-1 / E-3 / E-5 / E-30 / E-420 / E-450 / E-500 / E-510 / E-520 / E-620

**Sony®** DSLR A230 / A330 / A380 / A390 / A500 / A550 / A560 / A580 / DSLR A700 / A850 / A900 / SLT: A33 / 55 / A57 / A65 / A77 / NEX: 5 5n / 6 / 7

**Pentax®** K30 / K-01 / K-5 / K-5 II / K-5 IIs / K-R / Q / Q10 / X-5

## Warranty

This VELLO product is warranted to the original purchaser to be free from defects in materials and workmanship under normal consumer use for a period of one (1) year from the original purchase date or thirty (30) days after replacement, whichever occurs later. The warranty provider's responsibility with respect to this limited warranty shall be limited solely to repair or replacement, at the provider's discretion, of any product that fails during normal use of this product in its intended manner and in its intended environment. Inoperability of the product or part(s) shall be determined by the warranty provider. If the product has been discontinued, the warranty provider reserves the right to replace it with a model of equivalent quality and function.

This warranty does not cover damage or defect caused by misuse, neglect, accident, alteration, abuse, improper installation or maintenance. EXCEPT AS PROVIDED HEREIN, THE WARRANTY PROVIDER MAKES NEITHER ANY EXPRESS WARRANTIES NOR ANY IMPLIED WARRANTIES, INCLUDING BUT NOT LIMITED TO ANY IMPLIED WARRANTY OF MERCHANTABILITY OR FITNESS FOR A PARTICULAR PURPOSE. This warranty provides you with specific legal rights, and you may also have additional rights that vary from state to state.

To obtain warranty coverage, contact the Vello Customer Service Department to obtain a return merchandise authorization ("RMA") number, and return the defective product to Vello along with the RMA number and proof of purchase. Shipment of the defective product is at the purchaser's own risk and expense.

For more information, or to arrange service, visit [www.vellogear.com](http://www.vellogear.com) or call Customer Service at 212-594-2353.

Vello is a Gradus Group Brand. Product warranty provided by the Gradus Group. [www.gradusgroup.com](http://www.gradusgroup.com)  
Vello is a registered trademark of the Gradus Group. © 2014 Gradus Group LLC. All Rights Reserved