

KW-A300B

Wireless Aluminum Keyboard

USER MANUAL



Thank you for choosing Xcellon.

Congratulations on the purchase of your new Xcellon KW-A300B Wireless Aluminum Keyboard. This sleek wireless keyboard features scissor keycaps, facilitating a quiet, low-profile typing experience. The 2.4 GHz signal enables the user to operate their computer from up to 23' (7 m) away. This accessory's plug-and-play functionality enables it to work seamlessly with Windows XP, Vista, 7, and 8.

Precautions

- Please read and follow these instructions, and keep this manual in a safe place.
- Keep this product away from water and any flammable gases or liquids.
- Handle this product with care.
- Clean this product with only a soft, dry cloth.
- Remove dust with a soft brush, compressed air, or vacuum cleaner.
- Do not use any aggressive detergents, solvents, or gasoline when cleaning the keyboard.
- Make sure everything is secure before proceeding.
- Do not disassemble or repair the product yourself.
- Dispose of this product responsibly by taking it to a recycling center.
- All photos are for illustrative purposes only.





Specifications

- Compatibility: Windows XP / Vista / 7 / 8
- Frequency: 2.4 GHz
- Transmitting Distance: 23' (7 m)
- Number of keys: 108
- Power Consumption: 5 mA
- Power Source: AAA batteries x2
- Battery Type: AAA
- Keyboard (placed flat): 17.5" × 5.5" × 0.7" (44.5 × 14 × 1.7 cm)
- Weight (including batteries): 2 lb. (907 g)
- FCC ID: 2AAVD-KG7597

Setup Instructions

1. On the back side of the keyboard, open and remove the battery compartment door.
2. Insert two AAA batteries using the correct orientation as indicated within the compartment.
3. Reinstall the battery compartment door.
4. Insert the USB receiver to an available USB port on your computer. Ensure that your computer is turned on.
5. Move the power switch on the back of the keyboard to the ON position. The keyboard will now automatically sync with the receiver and install the driver software. This may take several minutes.
6. Pull out the keyboard support legs in the corners of the keyboard's backside to raise the angle of the keyboard angle and for increased support and comfort.

Keyboard Hot Key Guide

Hot key	Function	Notes
	Volume Down	Decreases your computer's volume.
	Volume Up	Increases your computer's volume.
	Mute	Mutes your computer's volume.
	My Computer	Pressing this button once will bring up the "My Computer" window.

One-Year Limited Warranty

This Xcellon product is warranted to the original purchaser to be free from defects in materials and workmanship under normal consumer use for a period of one (1) year from the original purchase date or thirty (30) days after replacement, whichever occurs later. The warranty provider's responsibility with respect to this limited warranty shall be limited solely to repair or replacement, at the provider's discretion, of any product that fails during normal use of this product in its intended manner and in its intended environment. Inoperability of the product or part(s) shall be determined by the warranty provider. If the product has been discontinued, the warranty provider reserves the right to replace it with a model of equivalent quality and function.

This warranty does not cover damage or defect caused by misuse, neglect, accident, alteration, abuse, improper installation or maintenance. EXCEPT AS PROVIDED HEREIN, THE WARRANTY PROVIDER MAKES NEITHER ANY EXPRESS WARRANTIES NOR ANY IMPLIED WARRANTIES, INCLUDING BUT NOT LIMITED TO ANY IMPLIED WARRANTY OF MERCHANTABILITY OR FITNESS FOR A PARTICULAR PURPOSE. This warranty provides you with specific legal rights, and you may also have additional rights that vary from state to state.

To obtain warranty coverage, contact the Xcellon Customer Service Department to obtain a return merchandise authorization ("RMA") number, and return the defective product to Xcellon along with the RMA number and proof of purchase. Shipment of the defective product is at the purchaser's own risk and expense.

For more information or to arrange service, visit www.xcellongear.com or call Customer Service at 212-594-2353.



Product warranty provided by the Gradus Group.
www.gradusgroup.com

XCELLON is a registered trademark of the Gradus Group.

© 2015 Gradus Group LLC. All Rights Reserved.

GG5